

DIGITAL TWIN READINESS SPECIALISTS

TWINTECH

BUILDINGS THAT THINK



twintech

WE BRIDGE THE GAP BETWEEN
TRADITIONAL CONSTRUCTION AND
INTELLIGENT BUILDINGS

TwinTech - Build Smarter with Data and Digital Twins



MOST COMPANIES AREN'T TWIN-READY. WE GET YOU READY.

HOW WE DO IT

SMART PROCUREMENT → Equipment specification and procurement ensures compatibility across systems.

READINESS CONSULTING → Preparing infrastructure for digital twin implementation.

DATA UNIFICATION → Transforming fragmented systems into unified dashboards.

DIGITALLY AUGMENTED MAINTENANCE → More data leads to better insights and improved decision-making over time.

MONEY TALKS...

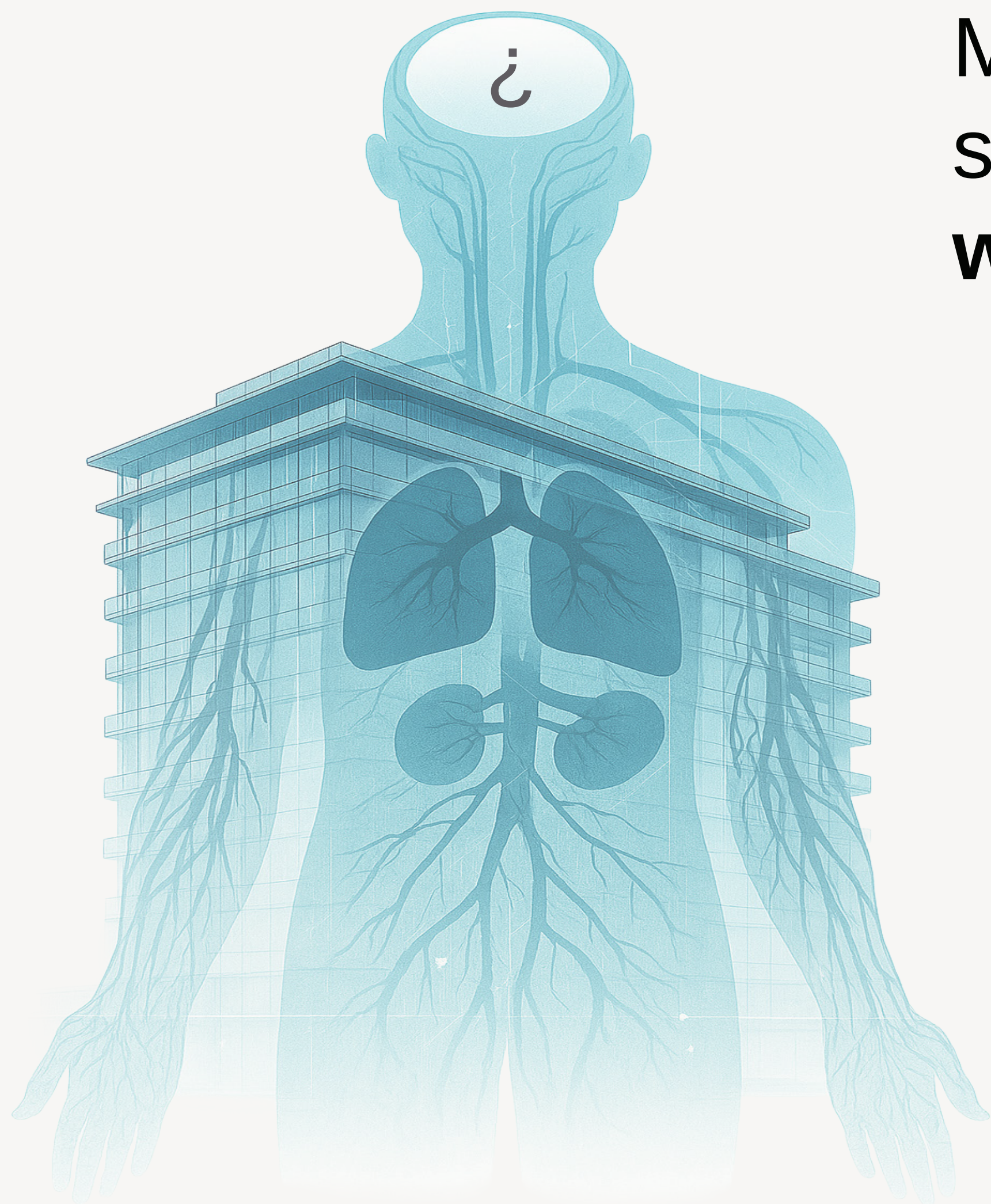
[*HTTPS://WWW.KBVRESEARCH.COM/DIGITAL-TWIN-MARKET](https://www.kbvresearch.com/digital-twin-market)

**USD 195 B
MARKET
BY 2030***


TwinTech - Build Smarter with Data and Digital Twins



WE FORGOT THE BRAIN



Modern buildings are designed with skeletons, hearts & lungs but **without a brain.**



We design walls, pipes and wires.
But without data intelligence, our buildings can't **sense, learn, improve** or **self-regulate**.

Included ✓

Foundations & frame
Electrical & HVAC
Plumbing & cabling

Missing X

Data layer
Real-time insights
Predictive analytics

DATA ENGINEERING COMPLETES YOUR BUILDING'S NEURAL NETWORK

LET YOUR BUILDING DO THE TALKING

Architecture layer drawing ✓
HVAC layer drawing ✓
Structural layer drawing ✓
Electrical layer drawing ✓
Fire safety layer drawing
Plumbing & cabling layer drawing ✓

**NEW: Data intelligence
layer drawing**

**Data is the common denominator
that makes all interlocking systems
speak the same language.**

**dashboard
overviews**
update
in real time.



Connects every
sensor,
system
and space.



Database of
building's
long-term
"memories".



THE WORLD WE BUILT YESTERDAY

We built for **permanence...**
Now we must build for **evolution.**

OLD MODEL

Built for static occupation

No feedback or visibility

High maintenance costs

Rigid and inflexible

NEW MODEL

Built for dynamic adaptation

Real-time data on performance

Predictive maintenance

Flexible & configurable

WE'LL MEET YOU WHEREVER YOU ARE

HERE'S HOW WE HELP YOU ON YOUR DIGITAL TWIN JOURNEY



Specification & Procurement

Guide equipment selection for generators, chillers, and mechanical systems, ensuring REST API compatibility and smart meter integration.



Birds-eye view in your pocket

Pull all your data streams together into easy-to-use dashboards for insights on the go.

HEALTHCARE'S NERVOUS SYSTEM

Unifying Medical, Equipment & Building Data

- A single, smart view of your entire hospital operation by merging building, equipment, and medical information systems, including **HL7 data**.
- Adopt a proactive approach to **compliance** and meet audit requirements with ease.
- Deliver clear, data-driven **reports** to management, stakeholders, and EXCO.

Infrastructure Twins: Deep Insights for Mission-Critical Facilities



Infrastructure Twins are designed for larger, multi-purpose buildings, logistics hubs, utilities, high-volume retail facilities and other mission-critical operations.

- Deep integration of a vast array of data streams - including (BMS), smart utility meters, IoT sensors, and maintenance systems - delivering significant economic returns over time.
- Powers long-term planning, predictive maintenance, and operational insight.
- A complete, dynamic replica of your most critical assets.

BIM TO DIGITAL TWIN TRANSFORMATION

ALREADY HAVE BIM MODELS?

*While BIM (Building Information Modeling) focuses on the design and construction phases, **digital twins** encompass the entire lifecycle of an asset, including operations and maintenance.

BIM is a static, collaborative model used for design and construction, whereas a **digital twin** is a dynamic, real-time replica used for operational insights.



We use your existing datastreams
to create your digital dollhouse:
a virtual twin that co-evolves
with your building.

INVEST NOW IN YOUR DIGITAL FUTURE

*THE DIGITAL TWIN INDUSTRY REPORT, HEXAGON SURVEY

ALMOST THREE QUARTERS
OF EXECUTIVES EXPECT
TO INCREASE THEIR
INVESTMENT IN
DIGITAL TWINS
OVER THE NEXT
YEAR*.

TwinTech - Build Smarter with Data and Digital Twins



ENTER THE DATA ENGINEERS

QS, Architects, Structural, Electrical...
Data engineers complete the modern project team.

**DATA ENGINEERS
ARE AN
INTEGRAL
PART OF
FUTURE-READY
CONSTRUCTION
& DEVELOPMENT
PROJECTS**



TwinTech - Build Smarter with Data and Digital Twins

WHAT THE DATA ENGINEER BRINGS TO THE TABLE

Data engineers connect the dots between physical and digital systems, unlocking the full value of your building...

Function	Impact
Integrates sensor & BIM data	Unified “single source of truth”
Builds live data pipelines	Dashboards in seconds, not days
Trains predictive-maintenance models	Up to 30% lower repair costs
Optimises energy via twin feedback	20% energy savings (typical case)
Curates lifecycle data for owners	Higher resale & rental valuations



TWINNING IS WINNING

[HTTPS://HEXAGON.COM/RESOURCES/INSIGHTS
/DIGITAL-TWIN/STATISTICS](https://hexagon.com/resources/insights/digital-twin/statistics)

**35% BOOST IN
OPERATIONAL EFFICIENCY
WITH DIGITAL TWINS.**

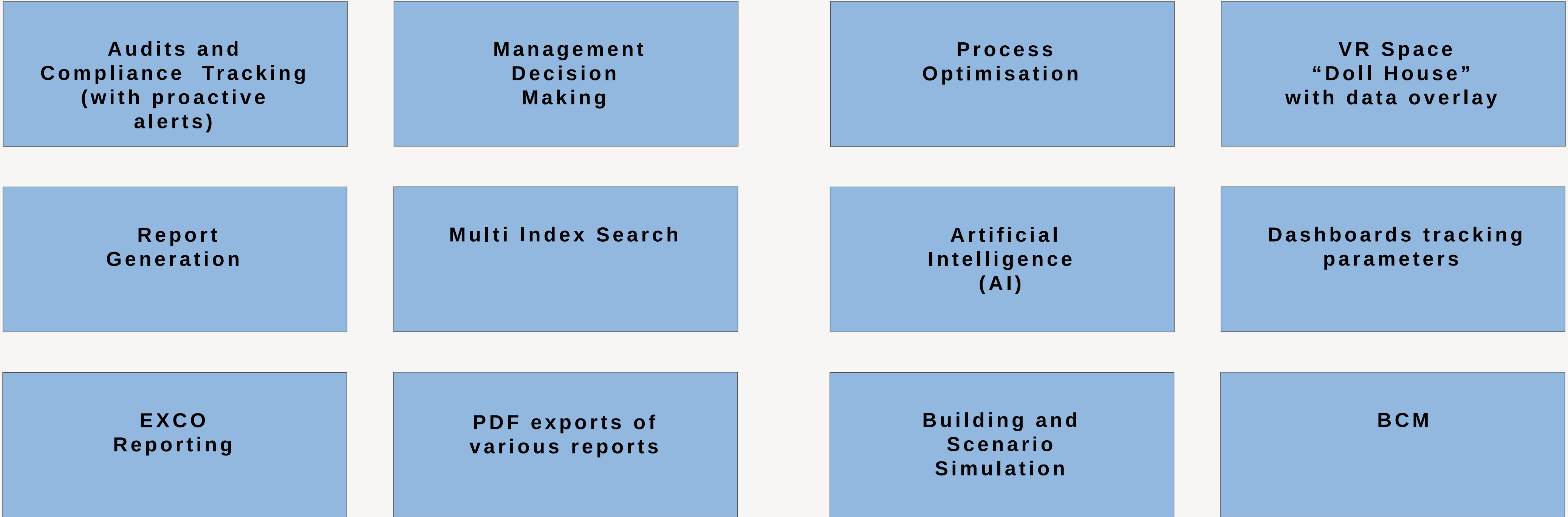
TwinTech - Build Smarter with Data and Digital Twins

Digital Twin Platform

DIGITAL TWIN	Management & Environmental Data		Equipment & Asset Data		Facility's Spatial Data
	Utilities Diesel and Gas Data Source: Afrox Gas sensors or BMS		Asset Configuration Source: CMMS	Workflow data Source: ERP Platform	360 Degree scans of interior spaces Source: Matterport Scan
	Utilities (Water , Elec) Source: Smart Water and Electricity meters with Billing Platform		Planned Maintenance, Breakdown Maintenance Data Source: CMMS	Process Flow data Source: ERP Platform	3D Models Source: BIM, Revit Models; Architectural drawings
	IOT Sensors Data (Temp, Humidity, PM2.5, noise) Source: IOT Platform with IOT Sensors & BMS		BMS Data Temp, alarm, humidity, air quality Source: BMS Platform		
SUBSYSTEMS: PLATFORMS & DATA STREAMS SOURCED FROM VARIOUS INSTALLED EQUIPMENT.					

DIGITAL TWIN INTEGRATION FRAMEWORK (CONTINUED)

Digital Twin Platform
Here's how it helps you:



FROM SILENCE TO INTELLIGENCE

TURNING STATIC SPACE INTO A **LEARNING SYSTEM**

Early warning for both internal failures and external disruptions



Real-time
monitoring



Predictive
maintenance




Space & layout
optimisation



Energy & carbon
optimisation

SECURE BY DESIGN. YOUR DATA STAYS YOURS

Data-backed Intelligence. Built on a foundation of trust & accountability.



At twintech we believe data security and ownership are integral, not optional.

- Our systems use a smart, secure integration architecture to protect your data.
- Built for 100% compliance with existing data and ecommerce frameworks.
- You always maintain full ownership of your data as well as any insights, intelligence or IP it creates.

TAKING THE CONCEPT EVEN FURTHER...

DIGITAL TRIPLETS

Moving beyond dashboards, **digital triplets** are the next-gen GUI for your building's data streams; LLM-powered avatars you can query your data directly using natural language.

Digital triplets deliver dynamic, predictive insights in an intuitive way.

PHYSICAL
BUILDING



Actionable
insights
& recommendations

DIGITAL
TRIPLET

Data streams
collection
& evaluation

DIGITAL
TWIN



Data synthesis
& simulations



SMART MONEY’S ON SMART BUILDINGS FOR A CLEANER FUTURE

The economics of digital evolution



Without twin

- Reactive fixes
- No insights about use of space
- Energy wastage: more bills
- Depreciating asset

With twin*

- Predictive maintenance savings
- Substantial space-use gain
- Energy savings
- Premium valuations, ESG credits

<https://www.toobler.com/blog/digital-twin-for-buildings-benefits> || <https://www.sciencedirect.com/science/article/pii/S0378778824012672>

*<https://www.twinview.com/insights/predictive-maintenance-and-beyond-how-digital-twins-are-redefining-building-operations>

INTELLIGENT BUILDINGS FOR SAVINGS & SUSTAINABILITY

DIGITAL TWINS CUT
OPERATING COSTS
BY **19 %**
& **CARBON EMISSIONS**
BY **15 %***



*Hexagon Digital Twin Industry Report 2024

<https://hexagon.com/resources/insights/digital-twin/report>

YOUR DIGITAL TWIN BEGINS ON THE ARCHITECT'S TABLE

Digital **intelligence** needs a foundation too.
We don't just install tech. **We embed it from day one.**

We work closely with your architects, engineers and project team during planning and design to:

- **Strategically plan** the overall building operation.
- **Source** future-ready, interoperable tech; smart sensors, meters and other data infrastructure.
- **Oversee** installation and commissioning of data systems.
- **Ensure clean data flow** for real-time dashboards and twin readiness.



BUILDING SMART FROM THE GROUND UP

Integrating smart technologies during construction for seamless operation and future readiness.

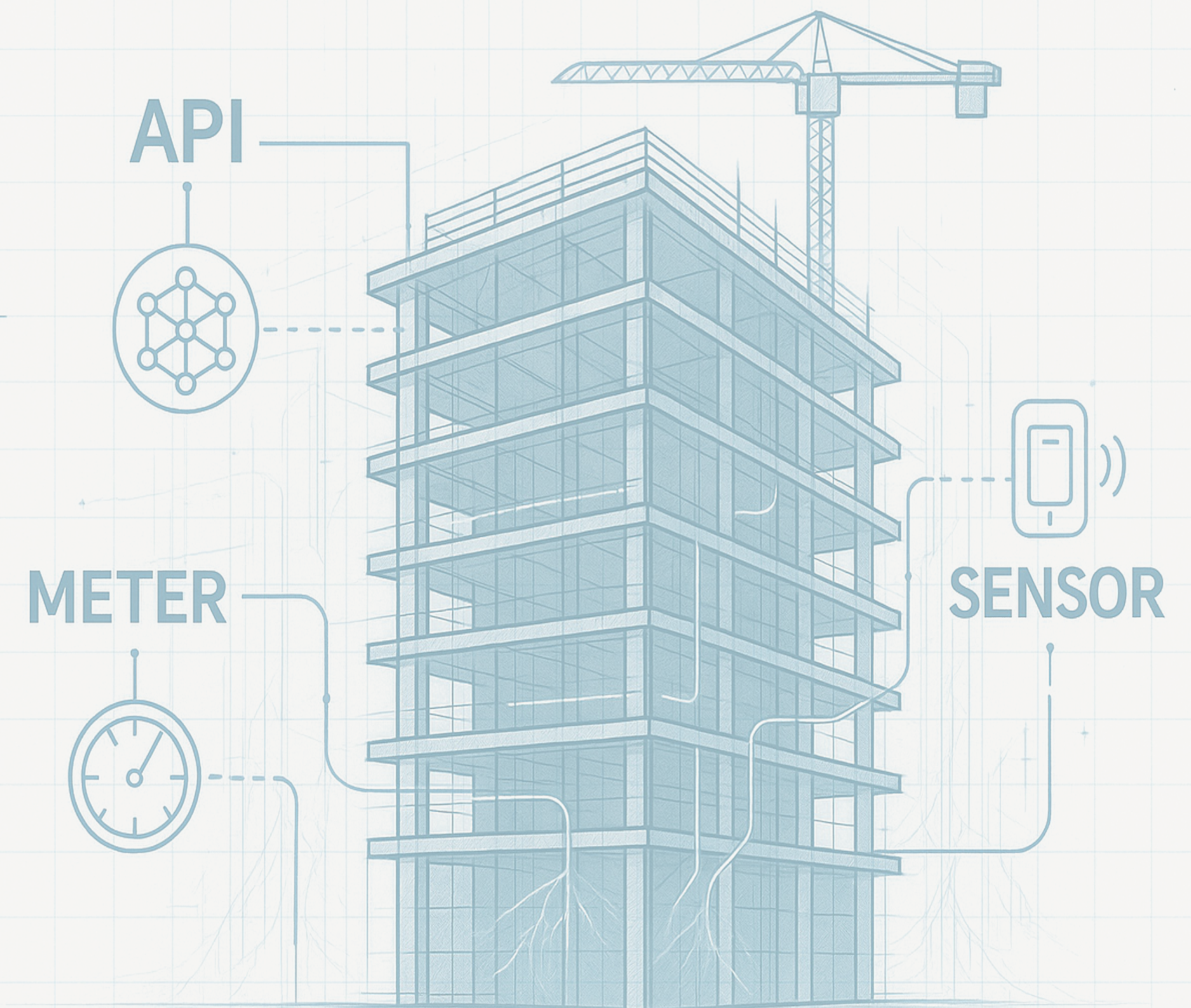
We source:

REST APIs: The connective tissue powering real-time data exchange across all systems, enabling communication between buildings and external applications.

Smart Meters: Provide real-time energy consumption data for efficient management.

IoT Sensors: Monitor environmental conditions, occupancy, and equipment performance.

Designing for intelligence from the planning phase.



NEED TO RETROFIT? WE'VE GOT YOU COVERED

TURNKEY SERVICE

Our seamless plug'n'play service retrofits existing buildings with digital twin capabilities; quickly, cleanly, and cost-effectively.

Whether you're starting from scratch or retrofitting an existing facility, let us align your build with long-term intelligence and operational efficiency.

TwinTech - Build Smarter with Data and Digital Twins



DON'T GET LEFT BEHIND!

INVEST NOW IN YOUR DIGITAL FUTURE....

**JOIN US IS A SHARED COMMITMENT
TO BUILDING SMART.**

TwinTech - Build Smarter with Data and Digital Twins



APPENDICES



TwinTech - Build Smarter with Data and Digital Twins

FROM DESIGN TO CONSTRUCTION IN REAL-WORLD BUILDING ENVIRONMENTS

PROCESS FLOW:

1) Planning and Requirements Gathering

Define Objectives:

Understand what the digital twin is meant to achieve (e.g: energy efficiency, real-time monitoring, predictive maintenance, retail).

Stakeholder Input:

Involve owners, architects, engineers, building developers, contractors, and facility managers in the user requirements specification for the Digital Twin.

Data Requirements:

Identify what data is needed and how it will be collected and managed (e.g., BIM data, IoT sensors).

Share your standard list

of digital twin sensor icons with the team.

Design the data engineer specification

and share with the engineers to incorporate into their tender specifications for the HVAC system , lift systems, tender for the BMS, tender for the smart utility metering to ensure the different systems in the buildings come with the correct data API, cloud storage and data points as per the data engineering specification that was developed.

FROM DESIGN TO CONSTRUCTION IN REAL-WORLD BUILDING ENVIRONMENTS

PROCESS FLOW:

2) Design Phase

Interact with the architect and engineers

as they design the building to provide you with a detailed digital model of the building, including architectural, structural, MEP systems in 3D Revit or similar packages.

Scan the model

with a LIDAR Camera system to obtain a model of the building AKA a “360° scan”.

Data Integration Planning:

Prepare the 3D model for integration with real-time data sources by compiling the analytics translation specification to be sent out the digital twin vendors, and handle the suppliers of the different systems in the building e.g the generators, HVAC, specialist equipment suppliers, parking equipment, smart water and electricity meter vendors. Ensure they provide the correct API and hardware on their equipment to transfer data to the digital twin platform.

FROM DESIGN TO CONSTRUCTION IN REAL-WORLD BUILDING ENVIRONMENTS

PROCESS FLOW:

3) Development of Digital Twin Platform

Platform Selection:
Choose from a vendor or develop a digital twin platform capable of handling large datasets, real-time analytics, and 3D visualisation.

Integration Architecture:
Set up architecture for integrating 3D Model in the digital twin platform with the with live data.

Sensor & IoT Planning:
Plan placement and type of sensors for construction monitoring and later operational phases.

Develop data engineering layouts to place the sensors.

Ensure BMS, smart metering and other suppliers
send the correct data to the integration layout of the digital twin.

FROM DESIGN TO CONSTRUCTION IN REAL-WORLD BUILDING ENVIRONMENTS

PROCESS FLOW:

4) Construction Phase

Construction monitoring: Use IoT devices to feed real-time progress into the digital twin.

Model updates: Continuously update the Digital Twin platform to reflect as-built conditions.

Setup all the dashboards for the client.

Overlay and annotate the data at the correct point of interest in the visual digital twin model.

Issue tracking: Use the DT to detect deviations, monitor maintenance, monitor trends, monitor cost, monitor machinery data and report on deviations.

Monitor compliance data and setup alarms.

Continually refine: Continue to work closely with you to improve and finetune the digital twin platform model over time.

Look for other opportunities to integrate more data sources.

FROM DESIGN TO CONSTRUCTION IN REAL-WORLD BUILDING ENVIRONMENTS

PROCESS FLOW:

5) Commissioning & Handover

Validation: Ensure the digital twin matches the physical building.

Data Handover:
Deliver a fully integrated Digital twin including sensor data, api data, 3D virtual model, documentation, and maintenance info.

Training:
Train facility managers , asset managers, digital building managers and operators on how to use the digital twin.

FROM DESIGN TO CONSTRUCTION IN REAL-WORLD BUILDING ENVIRONMENTS

PROCESS FLOW:

6) Operation & Maintenance

Real-Time Monitoring:
Use the digital twin to track systems in real-time.

Predictive Maintenance:
Apply analytics to predict equipment failures.

Lifecycle Management:
Use the digital twin for ongoing renovations, expansions, or retrofits.

Monitoring
of retail sales.

Real-time monitoring of and correction
of any errors.

FROM DESIGN TO CONSTRUCTION IN REAL-WORLD BUILDING ENVIRONMENTS

PROCESS FLOW:

7) Feedback Loop

Performance Analysis:
Continuously analyze building performance and user interaction.

Optimisation:
Feed insights back into design processes for future projects..